













Valentine :: Sweet Hog Cards (c)
KinderPrintables.com



Valentine :: Sweet Hog Cards (c)
KinderPrintables.com



Valentine :: Sweet Hog Cards (c)
KinderPrintables.com



Valentine :: Sweet Hog Cards (c)
KinderPrintables.com

Sweet Hog Card Game

Directions: Print off 2 sets of cards, laminate, and cut apart into individual cards. (You can use more than 2 sets if you want to play with a larger group). Divide cards evenly face down. Pairs: Have kids overturn one card at a time. The player with the highest numbered card wins the hand. The HOG (Pig) card is a wild card, it wins over any other number. In the case of a tie, another card will be overturned to determine the winner of that hand.